

POTATO TECHNOLOGY
BEET TECHNOLOGY
VEGETABLE TECHNOLOGY

GRIMME
HARVESTING SUCCESS!

The GB-Series of Belt Planters

Professional planting technology for extraordinary requirements



Belt planting technology from Grimme: 2-, 3- and 4-row

The GB-Series (Grimme belt planter) stands for the new generation of belt planting machines. The special design facilitates higher working speeds and a gentle handling of conventional and chitted seed. The planting distance and other functions can be conveniently operated from inside the tractor via the VC 50 control terminal and a joystick

box. Tuber placement is permanently monitored by a counting unit and shown on the display. A specially designed soil guiding system underneath the machine is available for planting potatoes in separated beds. This Flow-Board was awarded a silver medal by the DLG. It combines the furrow openers and ridge shaping units

and always follows the soil outline of the bed. This ensures an even soil coverage of the tubers inside a well formed ridge. From a plant cultivation point of view, this supports an even field growth and reduces the portion of green potatoes.

THE GB-SERIES AT A GLANCE

The matching technology for your cultivation



Conventional planting for 2 and 4 rows

Depth guidance of the furrow openers with the aid of feeler wheels, followed by covering discs



Planting in a bed for 2, 3 and 4 rows

Depth guidance of the furrow openers by means of the Flow-Board

THE MODELS

2-, 3- and 4-row belt planting technology



1 GB 215

Thanks to its short design, the mounted 2-row belt planter GB 215 makes it possible to execute fast turning manoeuvres. It has a bunker volume of 1500 kg. As standard it is equipped with roller feeler wheels, furrow openers and covering discs.


2 GB 230

The trailed GB 230 is a 2-row trailed belt planting machine, which compared to the GB 215 is equipped with a bunker volume of 3000 kg. As standard, it is equipped with feeler wheels, furrow openers and covering discs.



3 GB 330

The GB 330 is based on the successful GB 230. The remarkable difference however is the arrangement of the planting elements which makes it possible to plant potatoes in the bed with three rows of 42 cm.



4 GB 430

The 4-row GB 430 is available as a trailed or mounted machine, equipped with a 3000 kg bunker. As standard, it is equipped with roller feelers, furrow openers and covering discs.

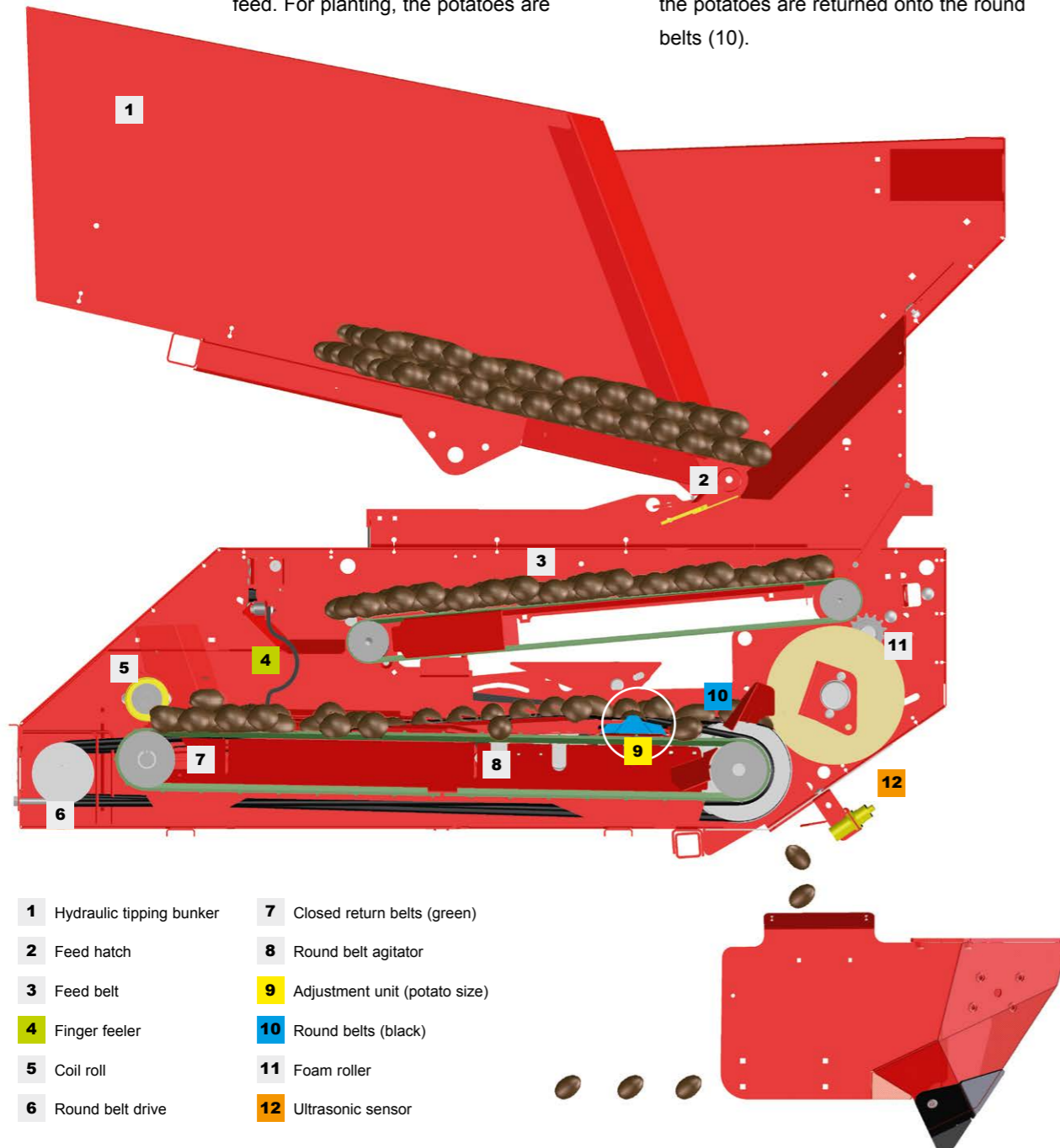


PLANTING ELEMENT PRINCIPLE

A machine that has a lot to offer: the belt planting element

During planting, the potatoes are first transferred from the hydraulic tipping bunker (1) onto a hydraulically driven transfer web (3). The fill level in the planting element can be adjusted in an infinitely variable manner via the terminal. The finger feelers (4) control the constant feed. For planting, the potatoes are

placed onto the round belts (10). The regularity of the planting gaps depends on the evenness of the tubers and the corresponding machine settings. Excess tubers roll off the side and are conveyed back in the direction of the coil roller (5) by closed return belts (7). From here the potatoes are returned onto the round belts (10).




FEATURES



The finger feelers (4) control the potato feed so that the required quantity always reaches the round presentation belts.

The foam roller (10) provides for an even placement of the tuber in the furrow. The speed can be adapted to the tuber size in 3 stages.



Adjustment of the presentation belts to different tuber sizes (9)



An ultrasonic sensor (12) constantly captures the number of placed tubers, thus providing the driver with a reliable control. The average planting distance is determined automatically and can be adjusted variably.

CONVENTIONAL RIDGE CONSTRUCTION

Conventional planting

For classic ridge construction, the GB-Series is equipped with furrow openers, the height of which is guided via feeler wheels. Ridge construction is carried out with the covering discs. Optionally, the machine can be equipped with a ridge shaping board or cage rollers.



The depth guidance of the 2-row machines is controlled via a double roller feeler which runs between the tractor track.



CAGE ROLLER AND RIDGE SHAPING BOARD



For the finished ridge construction, the GB-Series can be equipped with cage rollers (1/2) or with a ridge shaping board (3).



RIDGE CONSTRUCTION IN SEPARATED BEDS

The clever way to work

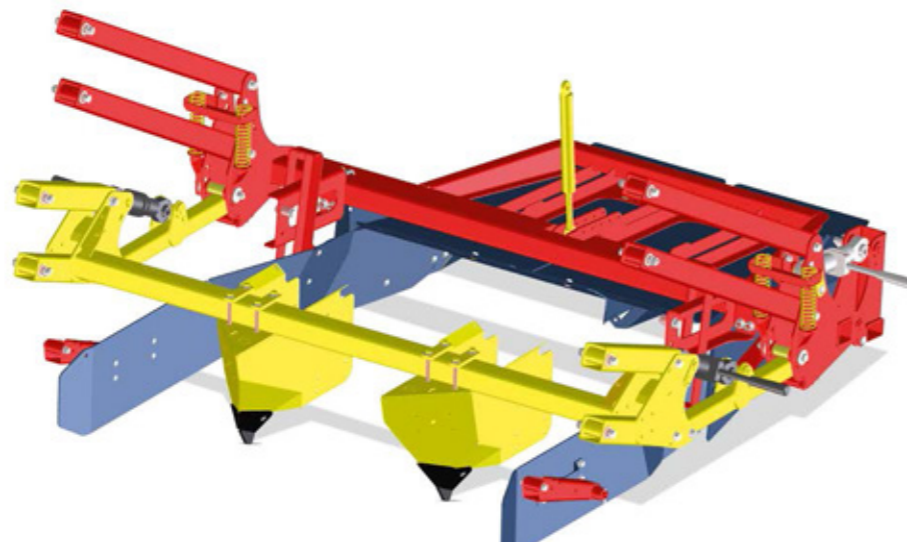
With the bed planting method, potatoes are placed into a loose, sieved bed. The usual soil cultivation becomes redundant due to previous shaping and separating.



The Flow-Board has been developed specifically for the bed planting method.



Curious? Request the Grimme separating technology brochure!



PLANTING IN THE BED




To increase the performance, the trailed model is able to plant two beds simultaneously using the offset method.

RIDGE CONSTRUCTION IN SEPARATED BEDS

Equipment for bed planting

For planting in separated beds:
The Flow-Board with the DLG award.
The furrow openers are integrated in the Flow-Board. The latter is suspended in an articulated manner in the parallelogram underneath the machine. With this, constant soil covering of the tuber is achieved.



- 1 Furrow opener
- 2 Soil retention plates
- 3 Shaping board
- 4 Planting depth adjustment
- 5 Levelling adjustment

THE FLOW-BOARD

Depth guidance without feeler wheels



Ridge shaping board
Flow-Board with mechanical
planting depth adjustment
on the GB 215.
Depth guidance of the furrow
openers is carried out via a
mechanical link between the ridge
shaper and the integrated furrow
openers in the Flow-Board.



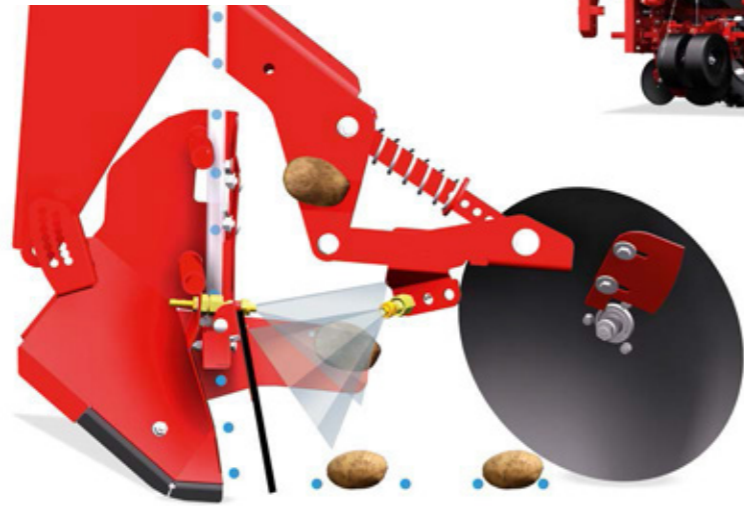
Flow-Board with hydraulic
planting depth adjustment
on the GB 215.
A sensor (1) captures the move-
ment of the ridge shaper (2) and
subsequently controls the depth
of the furrow openers via a
hydraulic cylinder (3). Result:
A constant covering of the tuber.



Plant protection from the word go

UNIQUE

Optionally, all furrow openers can be equipped for the simultaneous, but separate granular and liquid chemical application.



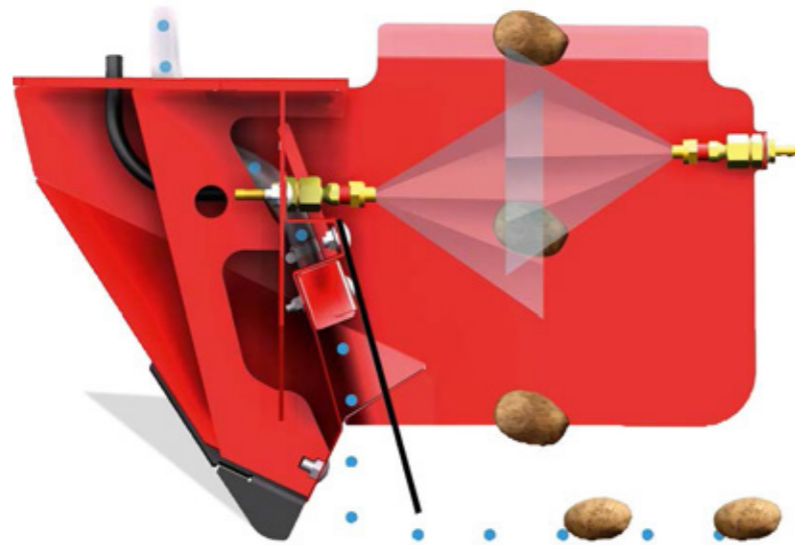
Planting machine with covering discs




Planting machine with Flow-Board



It goes without saying that the simultaneous, but separate output is also possible with the Flow-Board.



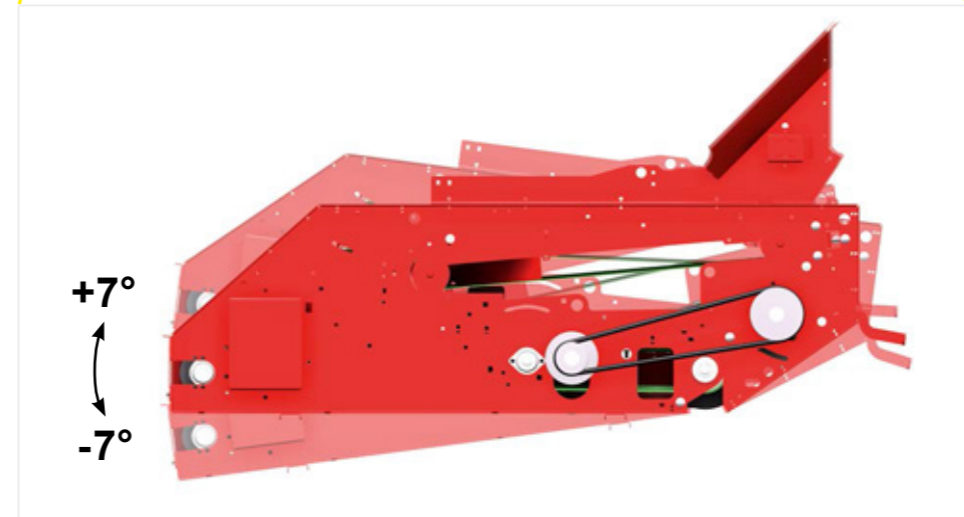
Always a step ahead



During uphill and downhill planting, the planting elements are always kept horizontal.

The elements are always filled evenly.

The discharge point into the furrow opener as well as the dropping depth of the potato is not changed by the slope compensation.



The hydraulic steering of the chassis guarantees accurate planting of the potato, even on a slope, as the machine is kept accurately in the track.

GB 330 – Systematic tuber size control with one additional row in the bed



Contrary to the 2-row bed method, it is possible to plant more potatoes per square metre with the 3-row trailed Grimme belt planter GB 330. At the same time, the planting elements have retained the well-proven shape and dimension of the 2-row machines.



The result is an even growth of the tubers and thus an increased quota of marketable commodities.

Make the comparison yourself: three rows on the left, two rows in the bed on the right


The row width of the 3-ton capacity GB 330 is 42 cm. Depending on the type of potato, the centre row can be switched off, thus increasing the row distance to 84 cm. The track width is fixed at 1.80 m.



An important criterion for potato planting and in particular for the 3-row method is the even soil covering of the tubers. This is provided by the Flow-Board with hydraulic depth guidance that has received a DLG award. The result is a well-formed ridge across all rows.



The individually driven feed belts provide for an even loading of the belts with tubers. Level sensors above the return belts send the impulse for continued filling.



The depth of the two outer furrow openers can be adjusted to achieve an optimally deep planting of the tuber in relation to the centre row, thus promoting optimum growth.

ACCESSORY RANGE

Cleverly combining saves time!

The GB 430 as Flow-Board model, equipped with fertiliser box. The disc outlet (Ø 500 mm disc) provides for the precise placement of the fertilizer each side of the tuber.



Optionally, the GB-Series can be equipped with a liquid chemical system. Three nozzles provide for a thorough wetting of the tuber or application to the soil around the tuber.







GB 430 with box tipping device. With this, the seed potatoes can be planted directly from the box. Advantage: Reduction of tuber damage.




OPERATION

Select your matching terminal!

Terminal	GB-Series				Terminal functions												Description of the terminal
	2-row	3-row	4-row		Planting distance adjustment	Fault indicator, single	Hectare meter	Start of field/End of field function	Tuber counter	Fill level control	Level control	Automatic driving lane system	Miss indicator	Operating possibility spanning various machine types	Operating possibility spanning various manufacturers		
Analogue control terminal 	○	–	–	–	●	○	○	–	–	–	–	–	–	–	–	–	Analogue control terminal A clearly laid-out control terminal covering the basic functions. · Planting depth adjustment via potentiometer · Automatic function of the presentation belts
VC 50 	●	●	●	●	●	●	●	●	●	●	●	●	●	●	●	●	VC 50 Colour monitor with touch screen function, easily comprehensible symbols (pictograms) and rotary potentiometer. Professional terminal with comprehensive special functions, fully programmable, comprehensive diagnostics function for the machine.
CCI 200 	○	○	○	○	●	●	●	●	●	●	●	●	●	●	●	●	CCI 200 Function as VC 50. Additional use spanning various machines and manufacturers possible.
Joystick box GBX 860 	○	○	○	○	The joystick box can be assigned the functions of the VC 50 or CCI 200.												Joystick box GBX 860 The GBX box serves to extend the VC 50 or CCI 200 so as to be able to control functions such as draw bar centre detection faster and easier by means of joysticks.

● Series ○ Option – Not possible





Technical data

	GB 215	GB 230	GB 330	GB 430
For track width 1.8 m:				
Length	2400 mm	5700 mm	5700 mm	4700 mm
Width	2300 mm	2300 mm	2300 mm	3290 mm
Height	2050 mm	2100 mm	2100 mm	2100 mm
Weight	1600 kg	2200 kg	2800 kg	3000 kg
Tyres	2 x 7.5-15.3 AS	12.4 x 24 9.5-24	12.4 x 24 9.5-24	4 x 7.5-20 AS Option: 12.4 x 24 Option: 11.5/80-15.3 AS Option: 9.5-24
Rows	2	2	3	4
Row width	Series: 75 cm Option: 70–91.4 cm	Series: 75 cm Option: 70–91.4 cm	42 cm	Series: 75 cm Option: 70–91.4 cm
Track width	1500 mm; 1650 mm; 1700 mm; 1800 mm; 1820 mm; 1850 mm; 1900 mm	1650 mm; 1700 mm; 1800 mm; 1820 mm; 1850 mm; 1900 mm	ab 1800 mm	3200 mm; 3300 mm; 3500 mm; 3600 mm; 3660 mm
Hitching mechanism	Mounted	Trailed	Trailed	Mounted Trailed Drawn-offset
Bunker capacity	1500 kg	3000 kg	3000 kg	3500 kg
Automatic tipping bunker	Option	Option	Option	Option
Planting distance adjustment	In an infinitely variable manner	In an infinitely variable manner	In an infinitely variable manner	In an infinitely variable manner
For separated beds: Flow-Board	Option	Option	Option	Option only for trailed model
Fertiliser box	–	700 kg	700 kg	900 kg only for the trailed model
Fertiliser box with upper part	–	900 kg	900 kg	1200 kg only for the trailed model

No claims can be raised in respect of texts, illustrations, technical specifications, dimensions and weights, equipment as well as performance specifications. They are approximate and non-binding. Changes in the course of technical enhancement are possible at any time.



Download our contact details onto your smart phone quickly and easily by means of the QR code!

Grimme Landmaschinenfabrik GmbH & Co. KG
 Hunteburger Straße 32 · 49401 Damme · Germany
 Phone +49 5491 666-0 · Fax +49 5491 666-2298
 grimme@grimme.de · www.grimme.com

GRIMME
 HARVESTING SUCCESS!